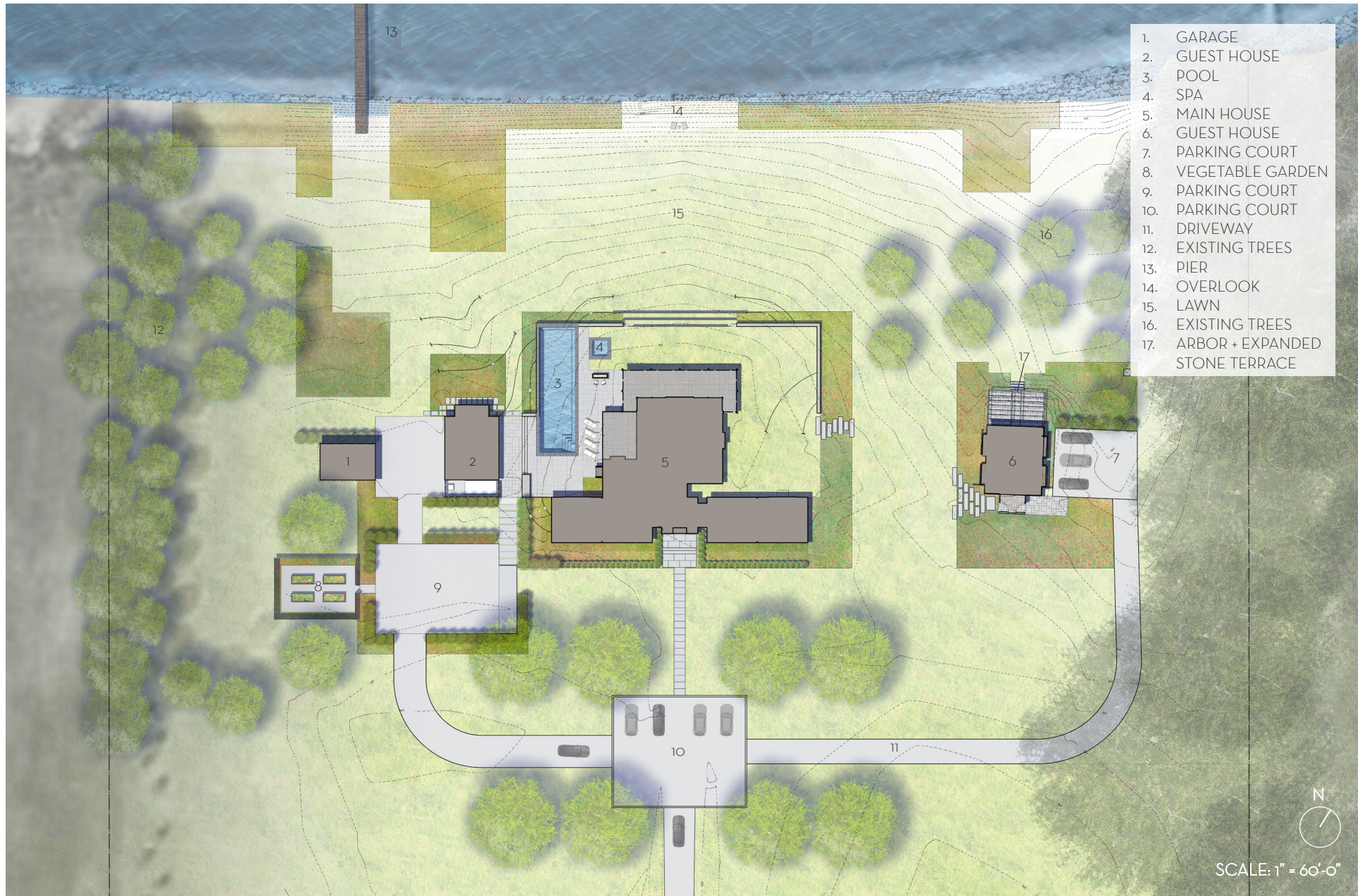


FIVE PEAKS





FIVE PEAKS

Maryland ASLA 2017 residential design

The guest parking area and path to the house were laid out on axis with the front door and driveway.



FIVE PEAKS

Maryland ASLA 2017 residential design


The front of the house was softened with *Calamagrostis* and *Nasella*. The boxwoods provide structure and a clean edge separating lawn from plantings.



FIVE PEAKS

Maryland ASLA 2017 residential design

Large bluestone slabs move the homeowners and guests from parking areas to the rear pool terrace.



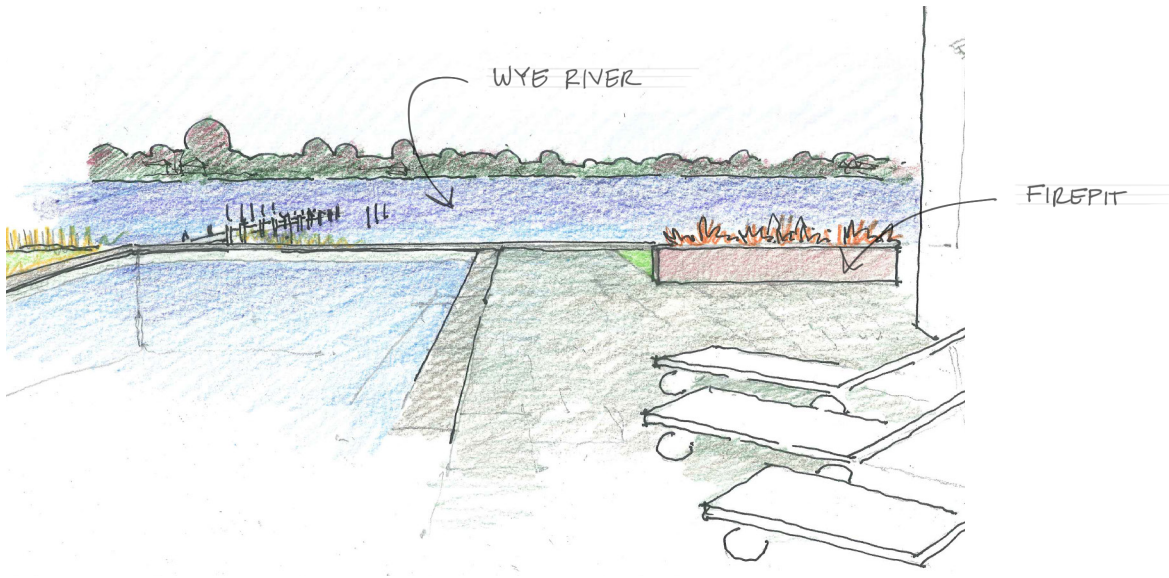
Above: Concept sketch



FIVE PEAKS

Maryland ASLA 2017 residential design

The pool terrace was lifted above existing grade to have a direct relationship to the main house and screened porch. The outdoor kitchen and comfortable seating areas give additional programming to the pool terrace.



Above: Concept sketch



FIVE PEAKS

Maryland ASLA 2017 residential design

The swimming pool was located to maximize views of the Wye River and offer a water-to-water perspective when seated.



FIVE PEAKS

Maryland ASLA 2017 residential design

View across the pool and spa. Large blocks of coastal grasses create small outdoor rooms in the lower lawn and relax the edge of the property.



FIVE PEAKS

Maryland ASLA 2017 residential design

The elements of water and fire enliven the pool terrace at night.



FIVE PEAKS

Maryland ASLA 2017 residential design

The corten firepit and full range bluestone provide warmth in the garden.



FIVE PEAKS

Maryland ASLA 2017 residential design

Lawn steps were used to produce impromptu seating areas
for views to the active water.



FIVE PEAKS

Maryland ASLA 2017 residential design

Views to the guest house are softened with the texture of ornamental grasses and perennials.



FIVE PEAKS

Maryland ASLA 2017 residential design

A limited selection of plants were selected, including *Calamagrostis*, *Agastache*, *Perovskia*, and *Nepeta*, which provide seasonal color, texture, and wildlife interest.



FIVE PEAKS

Maryland ASLA 2017 residential design

Pennisetum, Monarda, and Echinacea compose the summer garden.